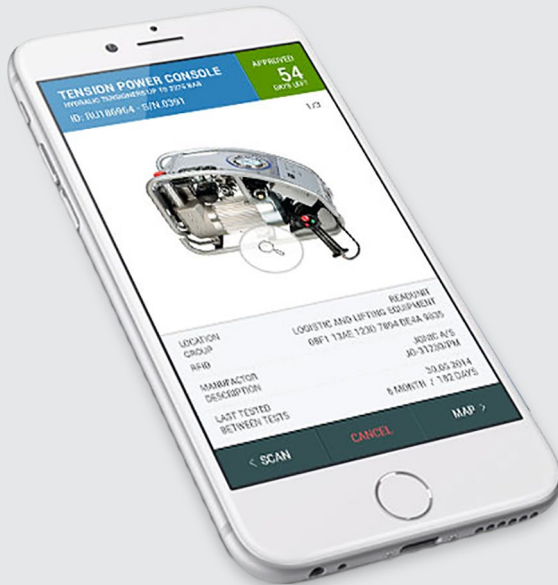


Quick guide

Tool Management System App



User guide to the Tool Management System App



Read this document before use of product

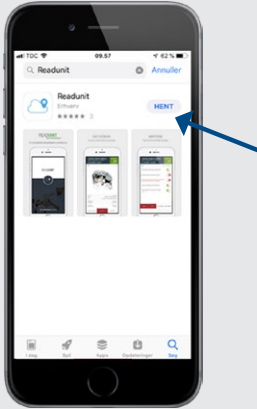
HYTOR Tools Solutions A/S
Guldborgsundvej 1
DK - Esbjerg Ø

T.: +45 7913 0000
infotools@hytor.com



Step 1

Download the Readunit app from App Store or Google Play.



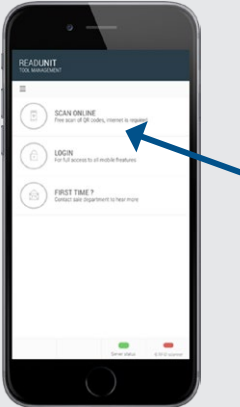
Step 2

Tap "SCAN ONLINE". First time using the app you must allow the app to use the camera.



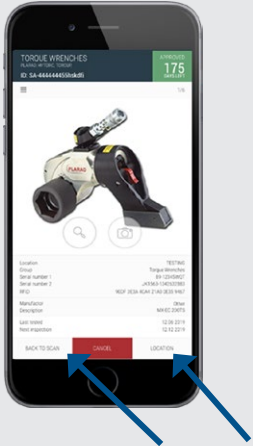
Step 3

Scan the QR code placed on the tool by using the camera on the mobile device.



Step 4

Look through the information by tapping the lower right and left corner.



Quick guide for Tool Management System App

Instruction for:	Tool Management System App	Page:	2
------------------	----------------------------	-------	---

This document must not be copied or made available to any third party without our written permission. The contents must be used only as agreed with us. Breach of the above will cause legal action.

Document No.:	D 04.05.01.01 v.01.01 24.06.2019
---------------	----------------------------------